

## Inspection & Laboratory e-Services Online Help (Last Updated: 15 April 2019)

### Lab Application Status

This function allows you to check the Application Status, Print Acknowledgement and Print the raw Lab Test Results of submitted applications.

#### Pre-Requisites

- You must login to Inspection & Laboratory e-Services using either your SingPass ID or Personal Account.
- You have successfully submitted a Lab Application via the e-Services.
- You have successfully made payment for the Lab Application to view/print the raw results.

### How to Check the Status of Lab Application

1. Go to **My Applications** → **Lab Application Status** on the navigation menu bar. The following screen will be displayed.

The screenshot shows the 'Lab Application Status Enquiry' page. At the top, there are logos for Singapore Food Agency, National Parks, and Animal & Veterinary Service. A search bar is present with the text 'Search by Keywords'. Below the logos, a blue banner reads 'Welcome to Inspection & Laboratory e-Services, Mdm tester. Your last logon was 05-Apr-2019 14:50:21.' The left sidebar contains a navigation menu with the following items: Home, Online Application (Inspection Appointment Booking, Laboratory Services), My Applications (Resume Draft Lab Application, Copy Lab Application, Appointment Booking and Result Enquiry, Make Payment, Lab Application Status), Daily/Monthly Submission (Monthly Production of Establishment, Poultry - Daily Admission). The main content area is titled 'Lab Application Status Enquiry' and contains the following fields: 'This request is for' with radio buttons for 'Myself' (selected) and 'Authorised Company'; 'Application Date' with 'From' and 'To' date pickers set to 05/04/2019; 'Service Type' with radio buttons for 'Food Testing and Export Health Certification (Veterinary Health Certificate for Meat, Fish & Dairy Products)' (selected), 'Testing of Animal Pathogens & Veterinary Biologics', and 'Plant Health Diagnosis Services'; 'Application No.' with a search checkbox; and 'Applicant's Ref. No.' with a search checkbox. 'Search' and 'Reset' buttons are at the bottom.

Figure 1: Lab Application Status

2. Search for the Lab Application using the following information as search criteria. (Note: Wild card search using “%” can be performed.
  - a. Application Date Range
  - b. Service Type
  - c. Application No
  - d. Applicant's Ref No
3. Click on **Search** after specifying the search criteria. Records meeting the selection criteria will be displayed.

**Lab Application Status Enquiry**

This request is for  Myself  Authorised Company

Application Date \* From  To

Service Type  Testing of Animal Pathogens & Veterinary Biologics  Food Testing and Export Health Certification (Veterinary Health Certificate for Meat, Fish & Dairy Products)  Plant Health Diagnosis Services

Application No.   Search by Svc Ack No. Only

Applicant's Ref. No.

**Search Results:**  
3 record(s) found

S/N	Purpose Code	Lab Application/ Svc Ack No	Applicant's Ref No.	Product Description*	Requestor / Company Name	Application Date	Received Date	Overall Case Status	Results	Ack Printed	Ack
1	COM	<a href="#">/ELLP12J000018</a>		(1) COFFEE	Michelle Gui / Michelle Gui	04/10/2012		Pending for Samples	<input type="checkbox"/>	N	<input type="checkbox"/>
2	COM	<a href="#">/ELLP12J000020</a>		(1) FOLIAGES OTHER FRESH	Michelle Gui / Michelle Gui	04/10/2012		Pending for Samples	<input type="checkbox"/>	N	<input type="checkbox"/>
3	COM	<a href="#">/ELLP12J000021</a>		(1) FOLIAGES OTHER FRESH	Michelle Gui / Michelle Gui	04/10/2012		Pending for Samples	<input type="checkbox"/>	N	<input type="checkbox"/>

If you are not paying through GIRO, please note that payment is required before you can view the results.  
\* Full text can be viewed by clicking on the relevant Lab Application / Svc Ack No

**Figure 2: Lab Application Status Search Results Screen**

- Click on the specific **Application No/Svc Ack No** hyperlink to view the application details.
- Select the check box under **Results** column and click on **View Lab Test Results** to view the results. The check box under **Results** would be enabled for viewing provided payment has been made.

Note: Only lab applications with “Completed” or “Pending for Report” or “Pending for Report Printout” status (under Overall Case Status) are ready for viewing provided payment has been made.

- To print the Acknowledgement Slip, tick the check box under **Ack** column and click **Print Acknowledgement Slip**.

**Lab Application Status Enquiry**

This request is for  Myself  Authorised Company

Application Date \* From  To

Service Type  Testing of Animal Pathogens & Veterinary Biologics  Food Testing and Export Health Certification (Veterinary Health Certificate for Meat, Fish & Dairy Products)  Plant Health Diagnosis Services

Application No.   Search by Svc Ack No. Only

Applicant's Ref. No.

**Search Results:**  
4 record(s) found






S/N	Purpose Code	Lab Application/ Svc Ack No	Applicant's Ref No.	Product Description*	Requestor / Company Name	Application Date	Received Date	Overall Case Status	Results	Ack Printed	Ack
1	021	<a href="#">/ELLY12I000007</a>		(1) TEST	Michelle Gui / Michelle Gui	13/09/2012		Pending for Samples	<input type="checkbox"/>	N	<input checked="" type="checkbox"/>
2	021	<a href="#">/ELLY12I000008</a>		(1) ffff	Michelle Gui / Michelle Gui	13/09/2012		Pending for Samples	<input type="checkbox"/>	N	<input type="checkbox"/>
3	021	<a href="#">/ELLY12I000009</a>		(1) dddd	Michelle Gui / Michelle Gui	13/09/2012		Pending for Samples	<input type="checkbox"/>	N	<input type="checkbox"/>
4	021	<a href="#">/ELLY12J000016</a>		(1) product 1	Michelle Gui / Michelle Gui	04/10/2012		Pending for Samples	<input type="checkbox"/>	N	<input type="checkbox"/>

If you are not paying through GIRO, please note that payment is required before you can view the results.  
\* Full text can be viewed by clicking on the relevant Lab Application / Svc Ack No

**Figure 3: Select Record to Print Acknowledgement Slip**

---

**Inspection & Laboratory e-Services**

<b>Acknowledgement</b>					
Thank you. Your application(s) has/have been submitted successfully. Please print a copy of this acknowledgement slip and submit it along with your samples to the following address by the date(s) specified. Your application(s) will be deleted after 14 days if samples are not received.					
<b>Application(s) Submitted</b>					
S/N	Application No.	Barcode	Date of Application	Submit Samples By	Product/Specimen
1	ELLA19D000002		05/04/2019	19/04/2019	(1) WATER FARM
2	ELLA19D000003		05/04/2019	19/04/2019	(1) VACCINE - INACTIVATED BACTERIAL COMPANION ANIMAL
3	ELLA19D000004		05/04/2019	19/04/2019	(1) DOG/CAT FOOD (CONTAINING MEAT)
4	ELLA19D000005		05/04/2019	19/04/2019	(1) CLOACAL SWAB - CHICKEN BROILER
5	ELLA19D000006		05/04/2019	19/04/2019	(1) FISH MEAL
<b>Animal Health Laboratory</b> <b>Animal &amp; Plant Health Centre</b> <b>6 Perahu Road</b> <b>Singapore 718827</b> <b>Tel:65-63165168/88</b>					
<input type="button" value="Print"/> <input type="button" value="Close"/>					

**Figure 4: Print Preview of Acknowledgement Slip**